



CABINETS & BOARD

ONLINE CABINETRY ORDERING SYSTEM FOR CABINET MAKERS



Brendale:
07 3889 9577

Warana:
07 5438 8663

aussiecut.com.au

HOW IT WORKS in SIX EASY STEPS

STEP 1

Register to become a member

Sign up for **free** and get instant access at aussiecut.com.au



STEP 2

Open a new job and enter project details

Enter your job from the huge range of components and customise colours, dimensions and materials.



STEP 3

Generate quotes, instantly!

See pricing instantly. Easily quote jobs for your clients.



STEP 4

Submit projects with one click

Once your job is approved by you and your client, just hit 'submit' to get it manufactured.



STEP 5

Track jobs with real time project notifications

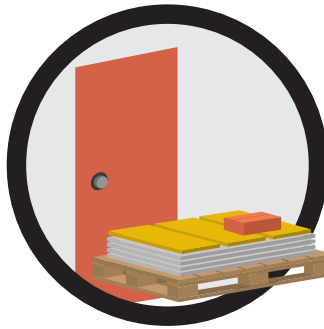
Track the progress of your job from your computer, tablet or mobile. Receive real time updates.



STEP 6

Delivered to site

Aussie Cut gives you the flexibility to have your job delivered directly to the site, or for you to organise pick up.



No fees – EVER!

Send projects in 1 click

Support local jobs and business

Access top CNC machinery

Instant quotes

All your jobs in 1 place

Custom cabinet sizes & componentry

Help desk support

Customisable, quality cabinets with **Aussie CUT**
Using brands you **KNOW** and **TRUST**:

DOOR
MATERIALS &
FINISHES

Available in a range of door types including **Acrylic, Melamine, Polyurethane & Vinyl** OR **Non-Supply** options (cabinet carcass only).

Laminex®
Inspire your space



polytec

StyleLite®

HARDWARE

blum®

HÄFELE

VAUTH
SAGEL

INDEX

BASE CABINETS 4-5

Applied Panels / Fillers	4
Open Base Units	4
Door Base Units	4
Drawer Base Units	5
Corner Base Units	5
Under Base Oven Units	5

UPPER CABINETS 6-7

Applied Panels / Fillers	6
Open Upper Units	6
Door Upper Units	6
Corner Upper Units	6
Aventos System Units	7
Rangehood Units	7

TALL CABINETS 8-11

Applied Panels / Fillers	8
Open Tall Units	8
Appliance Units	8
Door Tall Units	9
Corner Tall Units	9
Broom Units	9
Wall Oven Units	10
Fridge Units	10
Robe Units	10
Robe Drawer Units	11

PANTRY CABINETS 12-13

Applied Panels / Fillers	12
Door Pantry Units	12
Corner Pantry Units	13

BIN UNITS 14

COMPONENT 14



BASE CABINETS

Begin your ordering from the ground up with our Base Cabinets.

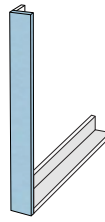
APPLIED PANELS / FILLERS



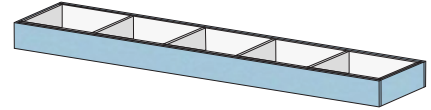
Base Applied Panel



Base Filler

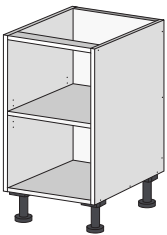


Base Filler Vermin Parts

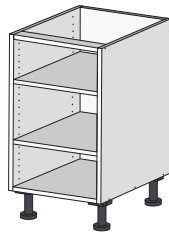


Kicker Framed

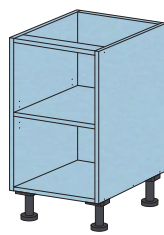
OPEN BASE UNITS



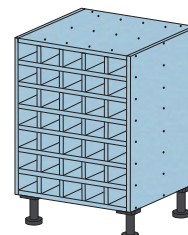
Open Base Carcase



Carcase Base System 32

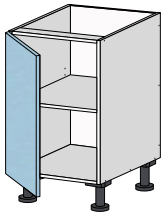


Open Base

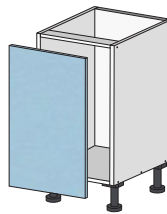


Base Winerack

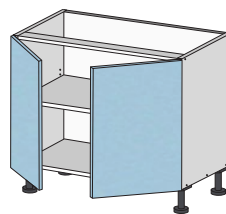
DOOR BASE UNITS



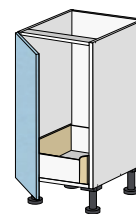
Base Door*



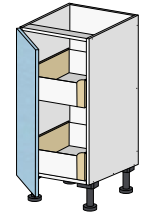
Base Pull Out



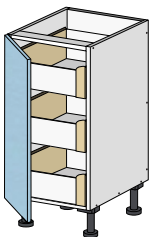
Base Pair of Doors



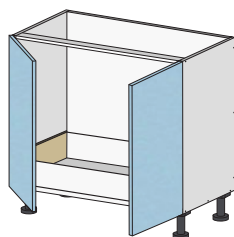
Base Standard Inner Drawer*



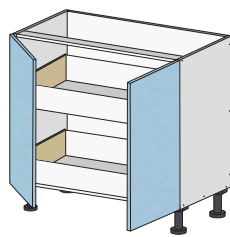
Base 2 Standard Inner Drawers*



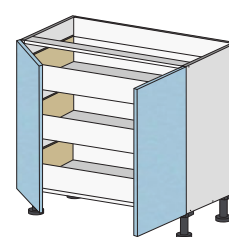
Base 3 Standard Inner Drawers*



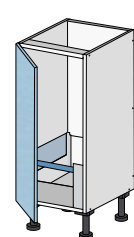
Base Pair 1 Standard Inner Drawer



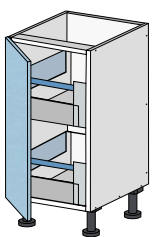
Base Pair 2 Standard Inner Drawers



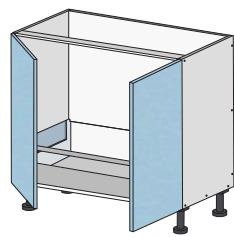
Base Pair 3 Standard Inner Drawers



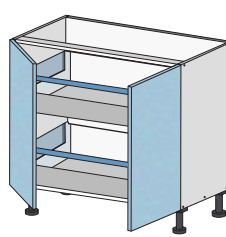
Base 1 Executive Inner Drawer*



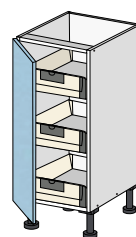
Base 2 Executive Inner Drawers*



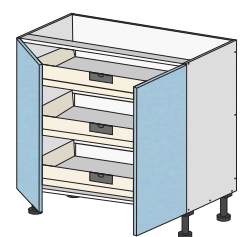
Base Pair 1 Executive Inner Drawer



Base Pair 2 Executive Inner Drawers



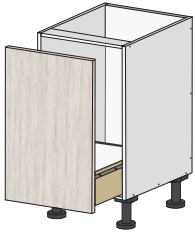
Base 3 Executive Inner Drawers*



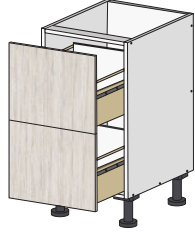
Base Pair 3 Executive Inner Drawers

*Available in left or right opening door configurations.

DRAWER BASE UNITS



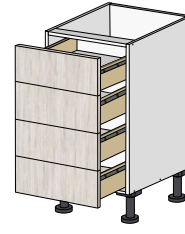
Base Drawers 1



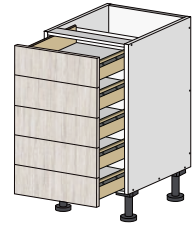
Base Drawers 2



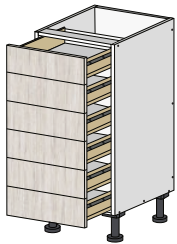
Base Drawers 3



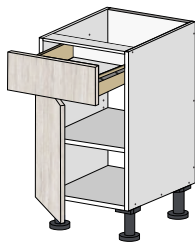
Base Drawers 4



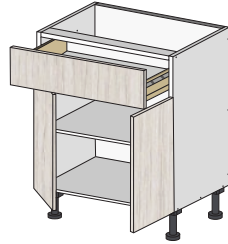
Base Drawers 5



Base Drawers 6



Base Door Drawer*

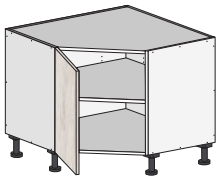


Base Pair Doors Drawer

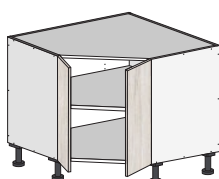


VauthSagel Oil Tray
Pull Out

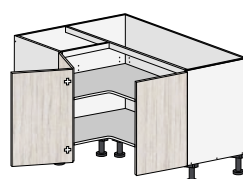
CORNER BASE UNITS



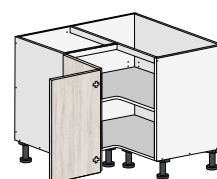
Base Corner*



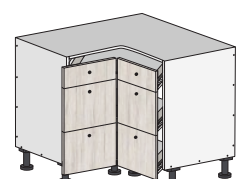
Base Corner Pair



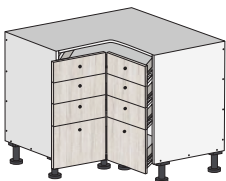
Base L Shape 3 Door*



Base L Shape*



Base Ls 3 Drawers



Base Ls 4 Drawer



Base Return Door*

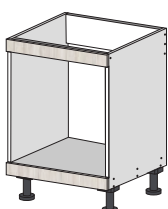


Base Return Pair Doors

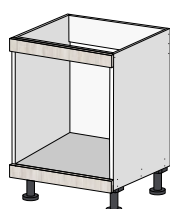


Base Wari Corner*

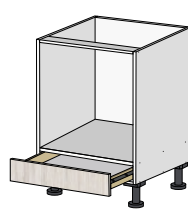
UNDER BENCH OVEN UNITS



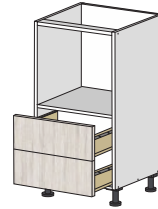
Base Oven



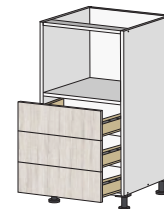
Base 600x600
Oven



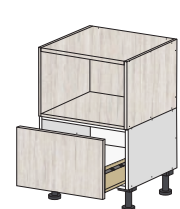
Base 600x600
Oven Drawer



Base Oven
2 Drawer



Base Oven
3 Drawer




Base Microwave
Drawer

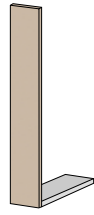
UPPER CABINETS

We offer a range of upper cabinets to ensure your client's storage needs are covered.

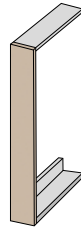
APPLIED PANELS / FILLERS



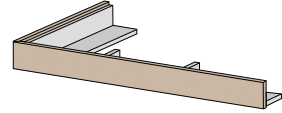
Upper Applied Panel



Upper Filler

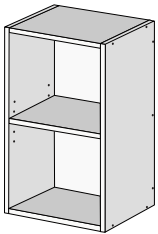


Upper Filler Vermin Parts

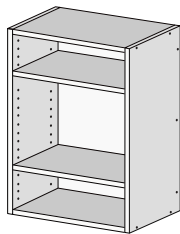


Bulkhead

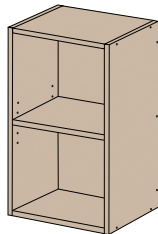
OPEN UPPER UNITS



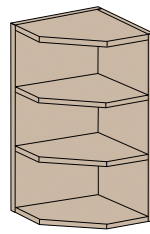
Open Upper Carcase



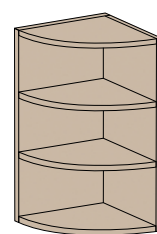
Carcase Upper System 32



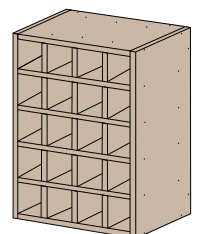
Open Upper



Open Upper Clip^

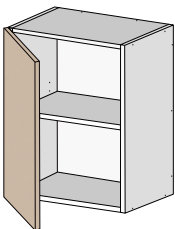


Open Upper Radius^

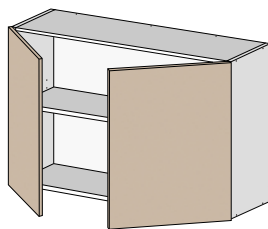


Upper Winerack

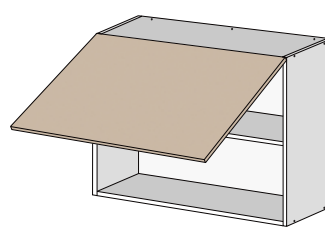
DOOR UPPER UNITS



Upper*

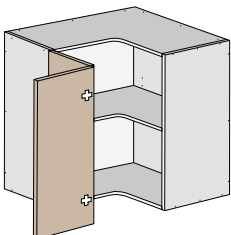


Upper Pair

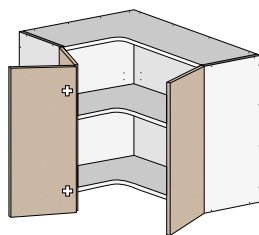


Upper Top Hang

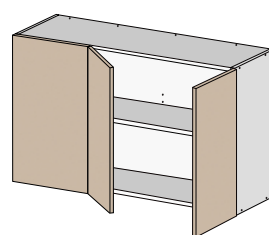
CORNER UPPER UNITS



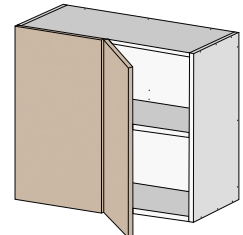
Upper L Shape*



Upper L Shape 3 Door*



Upper Return Pair Door*

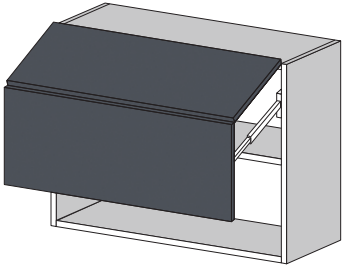


Upper Return Door*

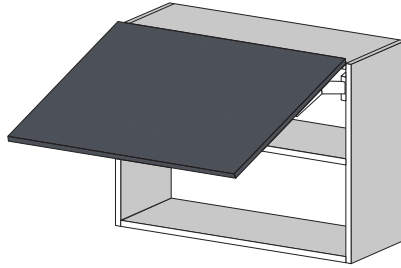
*Available in left or right opening door configurations.

^Available in left or right configurations.

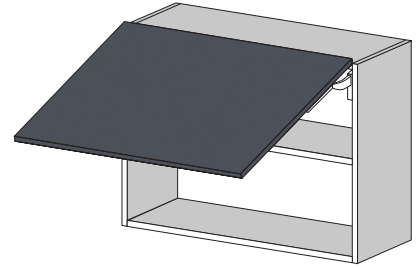
AVENTOS SYSTEM UNITS



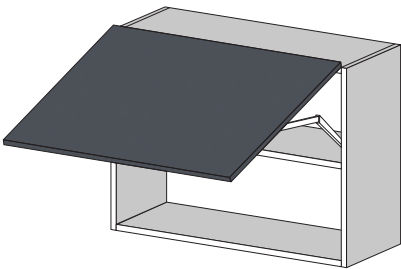
Aventos HF



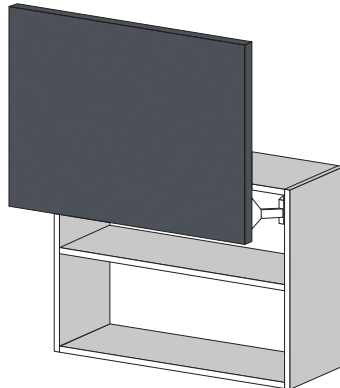
Aventos HK



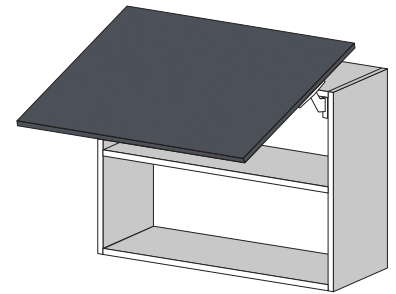
Aventos HKS



Aventos HKSX

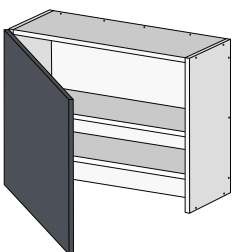


Aventos HL

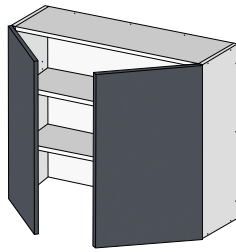


Aventos HS

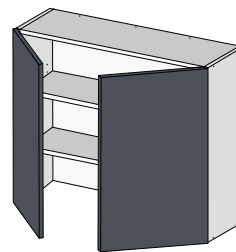
RANGEHOOD UNITS



Upper Rangehood
Full Vented*



Upper Rangehood Full
Vented Pair of Doors




Upper Rangehood
Recirculating

TALL CABINETS

Increase the amount of storage within your client's home or office with our tall cabinets range.

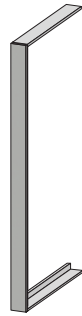
APPLIED PANELS / FILLERS



Tall Applied Panel

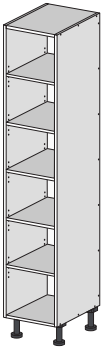


Tall Filler

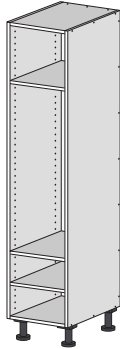


Tall Filler Vermin Parts

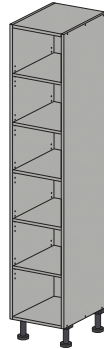
OPEN TALL UNITS



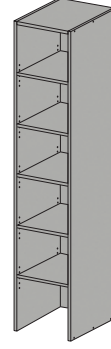
Tall Open Carcase



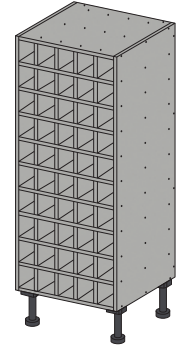
Tall Open Carcase System 32



Tall Open

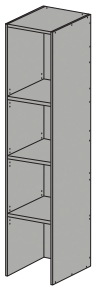


Tall Open No Bottom

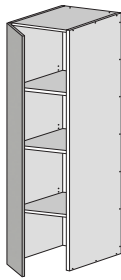


Tall Winerack

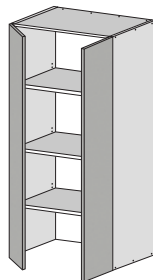
APPLIANCE UNITS



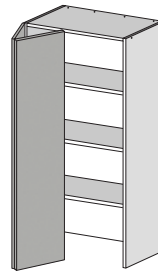
Appliance Open



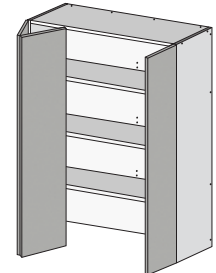
Appliance*



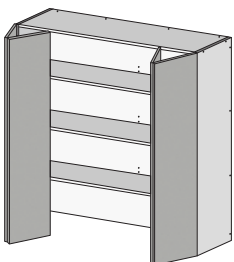
Appliance Pair*



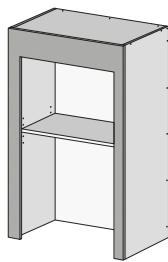
Appliance Bifold*



Appliance Bifold & Door*



Appliance Bifold Pair



Appliance Roll Up Door

*Available in left or right opening door configurations.

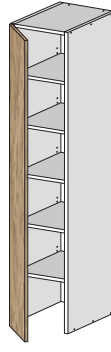
DOORTALL UNITS



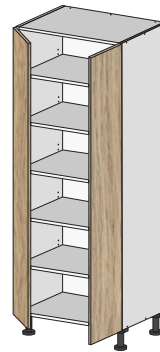
Tall Pull Out



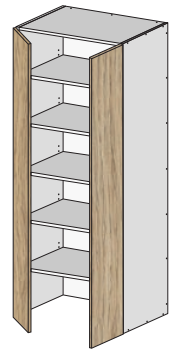
Tall*



Tall No Bottom*



Tall Pair



Tall Pair No Bottom

CORNER TALL UNITS



Tall Return*



Tall Return No Bottom*

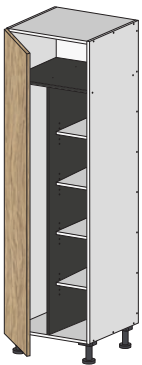


Tall Return Pair*

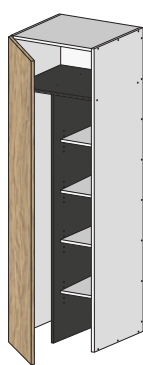


Tall Return Pair
No Bottom*

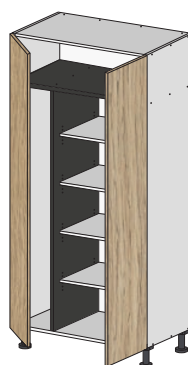
BROOM UNITS



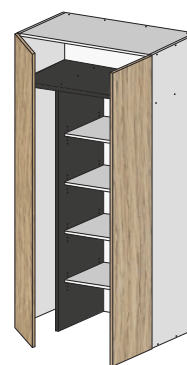
Broom*



Broom No Bottom*

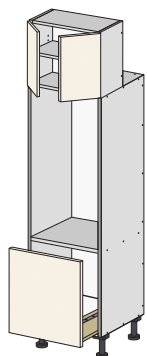


Broom Pair

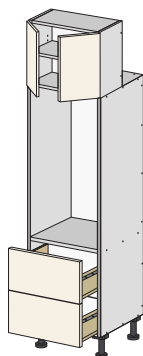


Broom Pair No Bottom

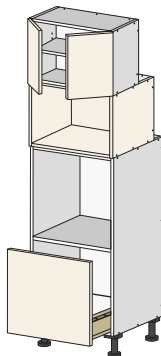
WALL OVEN UNITS



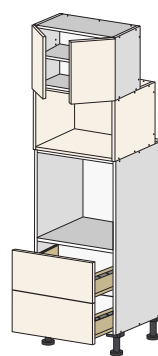
Wall Oven 1
Drawer



Wall Oven 2
Drawer

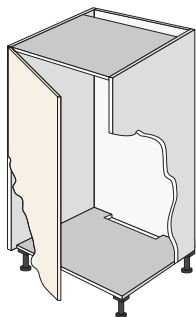


Wall Oven Micro
1 Drawer

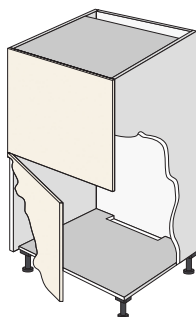


Wall Oven Micro
2 Drawer

FRIDGE UNITS

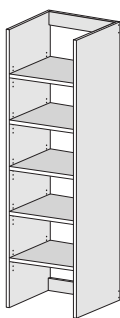


Generic Fridge*

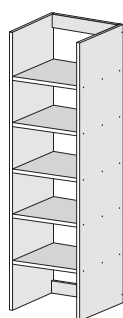


Generic Fridge Split Door*

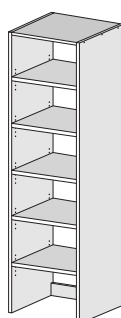
ROBE UNITS



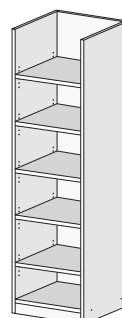
Robe Adjustable
Shelves



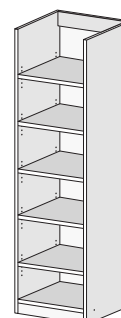
Robe Fixed Shelves



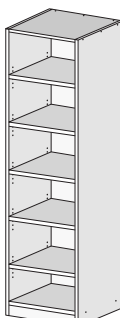
Robe Shelves
and Top



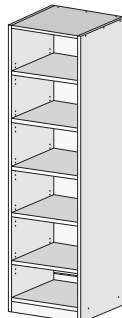
Robe Shelves Plus
Back and Bottom



Robe Shelves
Plus Bottom

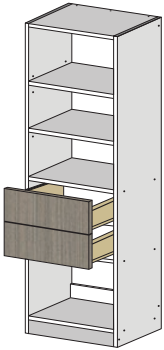


Robe Shelves Plus
Back, Top and Bottom

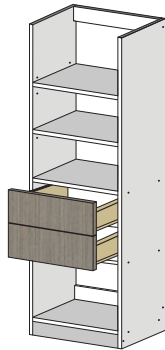


Robe Shelves Plus
Top and Bottom

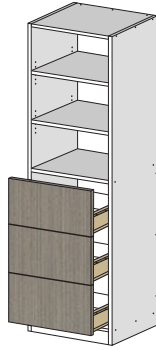
ROBE DRAWER UNITS



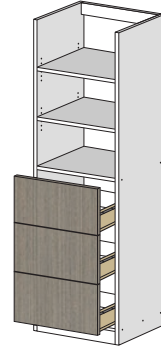
Robe 2 Drawers and Shelves and Top



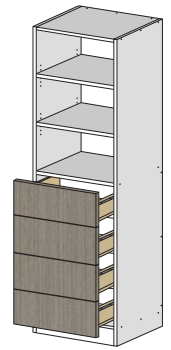
Robe 2 Drawers and Shelves and No Top



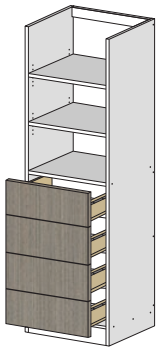
Robe 3 Drawers and Shelves and Top



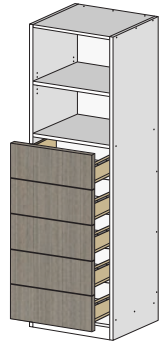
Robe 3 Drawers and Shelves No Top



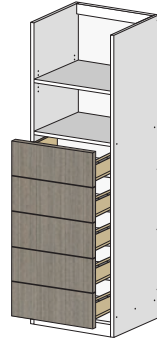
Robe 4 Drawers and Shelves and Top



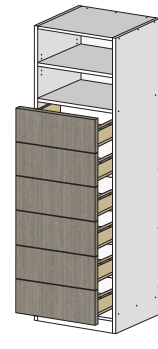
Robe 4 Drawers and Shelves No Top



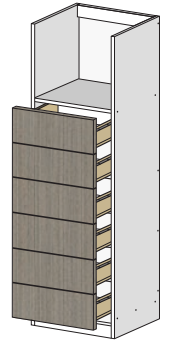
Robe 5 Drawers and Shelves and Top



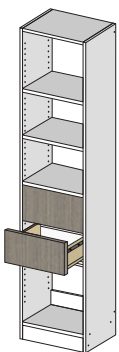
Robe 5 Drawers and Shelves No Top



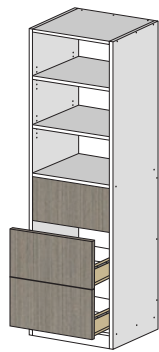
Robe 6 Drawers and Shelves and Top



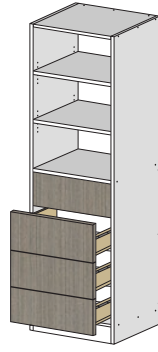
Robe 6 Drawers and Shelves No Top



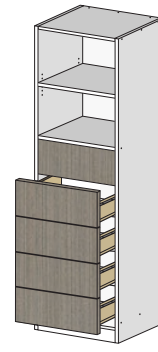
Robe 2 Inset Drawers Back Shelves and Top



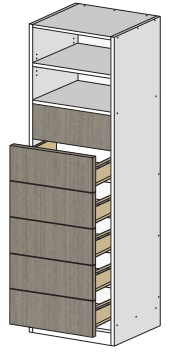
Robe 3 Inset Drawers Back Shelves and Top



Robe 4 Inset Drawers Back Shelves and Top



Robe 5 Inset Drawers Back Shelves and Top



Robe 6 Inset Drawers Back Shelves and Top

PANTRY CABINETS

We offer a range of Pantry Cabinets to suit any kitchen shape or size.

APPLIED PANELS / FILLERS



Tall Applied Panel

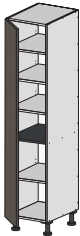


Tall Filler

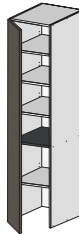


Tall Filler Vermin Parts

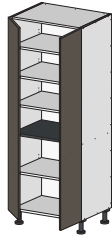
DOOR PANTRY UNITS#



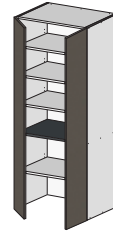
Pantry 3*



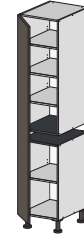
Pantry No Bottom*



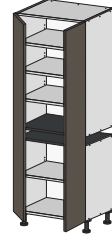
Pantry Pair



Pantry Pair No Bottom



Pantry 2 Part



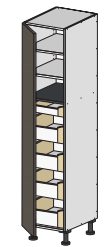
Pantry 2 Part Pair



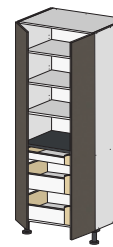
Pantry 3 Standard Inner Drawers*



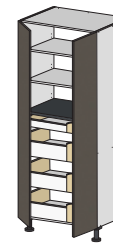
Pantry Left 4 Standard Inner Drawers*



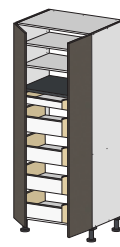
Pantry Left 5 Standard Inner Drawers*



Pantry Pair 3 Standard Inner Drawers



Pantry Pair 4 Standard Inner Drawers



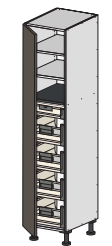
Pantry Pair 5 Standard Inner Drawers



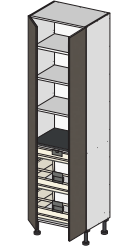
Pantry 3 Executive Inner Drawers*



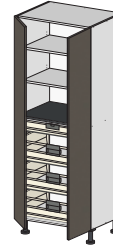
Pantry 4 Executive Inner Drawers*



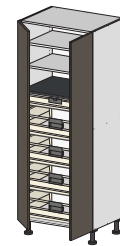
Pantry 5 Executive Inner Drawers*



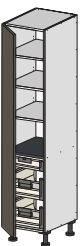
Pantry Pair 3 Executive Inner Drawers



Pantry Pair 4 Executive Inner Drawers



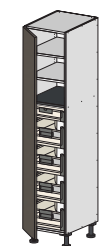
Pantry Pair 5 Executive Inner Drawers



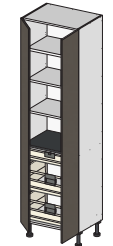
Pantry 3 Premium Inner Drawers*



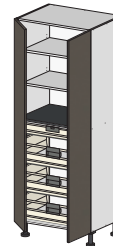
Pantry 4 Premium Inner Drawers*



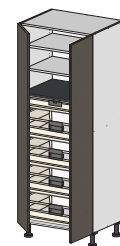
Pantry 5 Premium Inner Drawers*



Pantry Pair 3 Premium Inner Drawers



Pantry Pair 4 Premium Inner Drawers

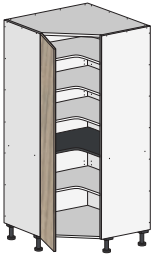


Pantry Pair 5 Premium Inner Drawers

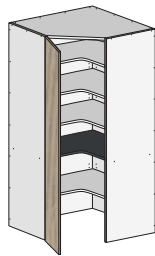
*Available in left or right opening door configurations.

*Note: Black Shelves indicate the presence of a fixed shelf.

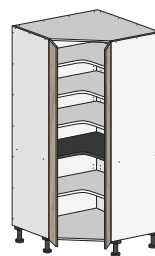
CORNER PANTRY UNITS#



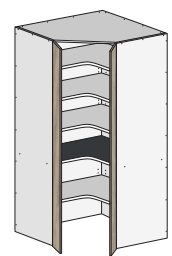
Pantry Corner*



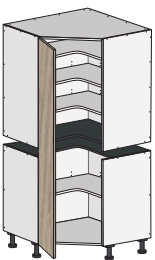
Pantry Corner No Bottom*



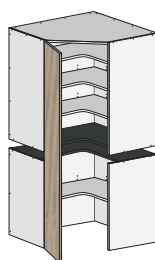
Pantry Corner Pair



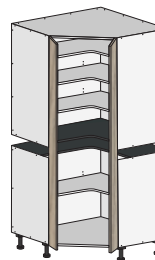
Pantry Corner Pair
No Bottom



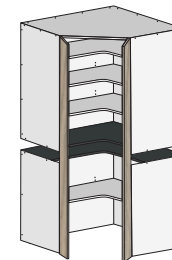
Pantry Corner 2 Part*



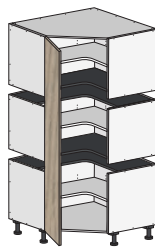
Pantry Corner 2 Part
No Bottom*



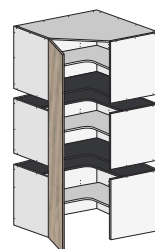
Pantry Corner 2 Part



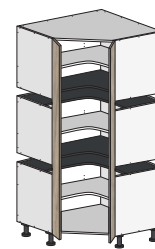
Pantry Corner 2 Part
No Bottom



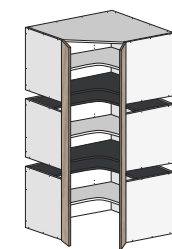
Pantry Corner 3 Part*



Pantry Corner 3 Part
No Bottom*



Pantry Corner 3 Part Pair



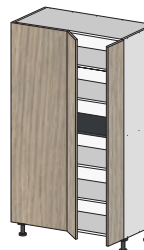
Pantry Corner 3 Part Pair
No Bottom*



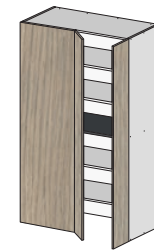
Pantry Return*



Pantry Return No Bottom*



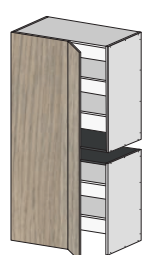
Pantry Pair Return*



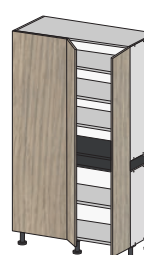
Pantry Pair Return
No Bottom*



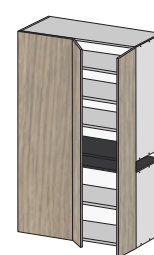
Pantry 2 Part Return*



Pantry 2 Part Return
No Bottom*



Pantry 2 Part Return Pair



Pantry 2 Part Return Pair
No Bottom*

*Available in left or right opening door configurations.

#Note: Black Shelves indicate the presence of a fixed shelf.

BIN UNITS

Tough pull-out bin systems in a variety of sizes, with or without utility drawer. Includes carcass.



Base Bin WBPB4560
with Inner Drawer



Base Bin WBPB4564



Base Bin WBPB5040
with Inner Drawer



Base Bin WBPB5064



Base Bin WBPB6060
with Inner Drawer

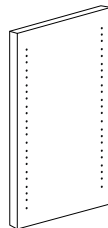


Base Bin WBPB6084

COMPONENTRY



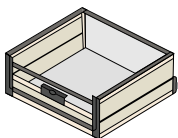
Door



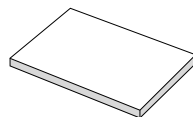
Panel Adjustable
Holes



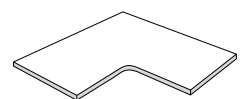
Manual Panel Exterior




Inner Drawer Components



Manual Panel Interior



L shape panel



KickLength



KickLength Brushed
Stainless



KickLength Brushed
Aluminium





CABINETS & BOARD

Aussie Cut is a FREE quoting and ordering system that allows trade professionals to quote and order cabinets in real time, and send orders to us in one click. Projects can be picked up, delivered to your premises, or delivered to site, cut-to-size and ready to install. Become a member and discover how Aussie Cut will streamline your business.



Brendale:
07 3889 9577

Warana:
07 5438 8663

aussiecut.com.au