



**CABINETS & BOARD**

**ONLINE DIY CUSTOM CABINETS**



**PRODUCT**

**CATALOGUE**

**[aussiecut.com.au](http://aussiecut.com.au)**



CABINETS & BOARD

# HOW IT WORKS in FIVE EASY STEPS

## STEP 1

### Register to become a member

Sign up for **free** and get instant access at [aussiecut.com.au](http://aussiecut.com.au)



## STEP 2

### Open a new job and enter project details

Enter your job from the range of components and customise colours and dimensions.



## STEP 3

### Generate quotes, instantly!

See pricing instantly. Easily quote jobs for your clients.



## STEP 4

### Submit projects with one click


Once your job is approved by you and your client, just hit 'submit' to get it manufactured.



## STEP 5

### Delivered to site

Aussie Cut gives you the flexibility to have your job delivered directly to the site, or for you to organise pick up.



No fees – EVER!

Instant quotes

Send projects in 1 click

Custom cabinet sizes & componentry

Support local jobs and business

Help desk support

Customisable, quality cabinets with



Using brands you **KNOW** and **TRUST**:

### DOOR MATERIALS & FINISHES

**Laminex**<sup>®</sup>  
Inspire your space

polytec

### HARDWARE

**blum**<sup>®</sup>

## WHAT HARDWARE DO I NEED?

Thanks to Blum, we ensure choosing your hinge and runner systems is a smooth process.

### goStandard

goStandard is our entry level range of hardware designed to perform the job perfectly but with no real bells and whistles to speak of.



#### Blum Clip Top

- Adjustable and easy to assemble
- Opens and closes with reliable ease
- Attractive design



#### Blum Metabox

- High quality system with few components
- Suitable for many different applications
- Strong materials and quality workmanship
- 30kg maximum capacity

### goExecutive

goExecutive hardware steps up a little with types of materials used and overall functionality. goExecutive has some additional bells and whistles not offered with our goStandard range, such as soft close hinges.



#### Blum Clip Top Blumotion

- Internationally award winning
- Integrated into the hinge boss
- Wide range of hinges for any application
- Silent and effortless motion with an elegant soft close



#### Blum Tandembox Antario

- Clear-cut, rectangular design
- Colour coordinated components for a modern design

### goPremium

goPremium incorporates top of the range hardware components. goPremium uses the best materials and offers the whizz bang components you require to keep up with the Jones. From soft close hinges to sleek modern drawer runners, this hardware range is all about functionality and style.



#### Blum Clip Top Blumotion

- Internationally award winning
- Integrated into the hinge boss
- Wide range of hinges for any application
- Silent and effortless motion with an elegant soft close



#### Blum Legrabox

- Linear and sleek design
- High-quality materials
- Straight drawers sides both inside and outside
- Slim 12.8mm drawers
- Coordinated components for a modern design



## WHAT CABINET DO I NEED?

So you're ready to order your DIY flat packs but need a little bit of clarification on which cabinetry you need? Look no further, here we give you an idea of different areas of your house, and what types of cabinets you may need to help complete your project.

### 1. BASE CABINETS

Base Cabinet Units are generally the foundation of your kitchen, bathroom, laundry, wardrobe, office or even garage. They are cupboards that are placed under a bench top, or stacked in combination with other cabinets (such as tall cabinets) or used on their own to create unique cabinetry that fits your requirements. Base cabinets come in a range of variants including units with doors, drawers, open shelving or even units that accommodate ovens and wine racks.

### 2. UPPER CABINETS

Upper Cabinet Units (also known as Wall or Overhead Cabinets) are perfect for getting the most storage space into your project area whether it be for your kitchen, garage or even office. These cabinets are typically affixed on the wall above your bench, and come in a variety of single & double door units, open shelving units as well as cabinets to accommodate range hoods.

### 3. TALL OR PANTRY CABINETS

Tall or Pantry Cabinet Units are normally used as to cover larger areas of your kitchen, garage, laundry or wardrobe and are perfect for storing appliances and more. We have a range of Tall & Pantry Cabinets to suit your needs, including units with doors, inner drawers, open shelving or wall oven units.

### 4. APPLIED PANELS

Applied Panels are, by definition, panels which are applied to the side of cabinets to which are on the end of a run of cabinets. They are typically made from the material which is the same colour as your doors and create a finished look by covering exposed cabinet carcass panels. Applied panels can also be used in between cabinetry – for example: the Tall Cabinet (number 3) in the picture has an applied panel on both of its sides to complete the unit. Without this applied panel, the inside of the cabinet underneath the Upper Cabinet would be exposed. If your cabinets are all the same depth and height, and you do not need to create a space in between them, then you will not need to place an applied panel in between cabinets.

### 5. KICKBOARDS

Kickboards are used to cover the exposed adjustable legs along the bottom of the base cabinets. Kickboard creates a clean finished look to your cabinetry.



**CABINETS & BOARD**

## INDEX

### BASE CABINETS 6-7

Applied Panels / Fillers	6
Open Base Units	6
Door Base Units	6
Drawer Base Units	7
Corner Base Units	7
Under Base Oven Units	7

### UPPER CABINETS 8-9

Applied Panels / Fillers	8
Open Upper Units	8
Door Upper Units	8
Corner Upper Units	8
Aventos System Units	9
Rangehood Units	9

### TALL CABINETS 10-13

Applied Panels / Fillers	10
Open Tall Units	10
Appliance Units	10
Door Tall Units	11
Corner Tall Units	11
Broom Units	11
Wall Oven Units	12
Fridge Units	12
Robe Units	12
Robe Drawer Units	13

### PANTRY CABINETS 14-15

Applied Panels / Fillers	14
Door Pantry Units	14
Corner Pantry Units	15

### BIN UNITS 16

### INNER DRAWER OPTIONS 16



# BASE CABINETS

Begin your ordering from the ground up with our Base Cabinets.

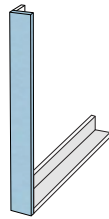
## APPLIED PANELS / FILLERS



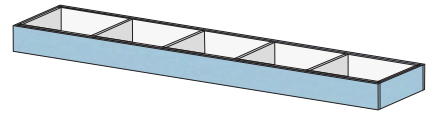
Base Applied Panel



Base Filler

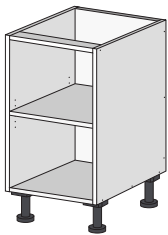


Base Filler Vermin Parts

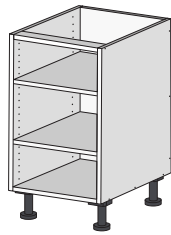


Kicker Framed

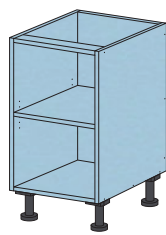
## OPEN BASE UNITS



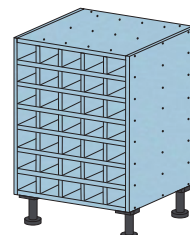
Open Base Carcase



Carcase Base System 32

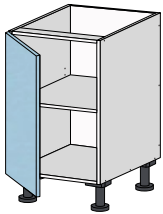


Open Base

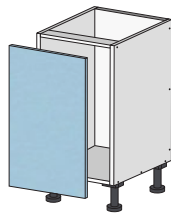


Base Winerack

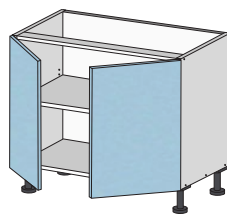
## DOOR BASE UNITS



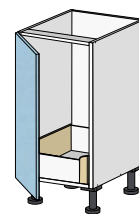
Base Door\*



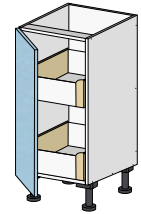
Base Pull Out



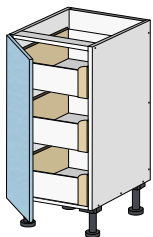
Base Pair of Doors



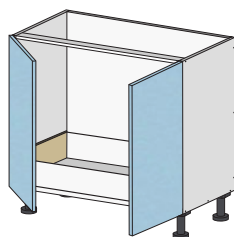
Base Standard Inner Drawer\*



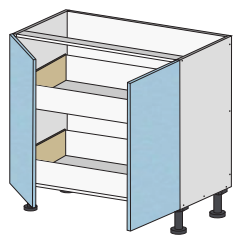
Base 2 Standard Inner Drawers\*



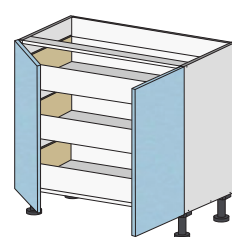
Base 3 Standard Inner Drawers\*



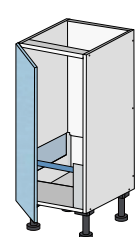
Base Pair 1 Standard Inner Drawer



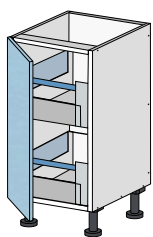
Base Pair 2 Standard Inner Drawers



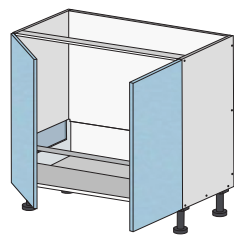
Base Pair 3 Standard Inner Drawers



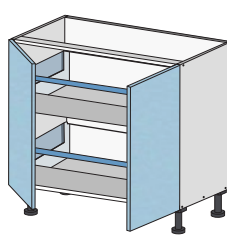
Base 1 Executive Inner Drawer\*



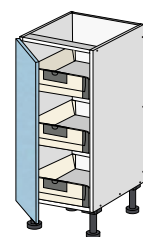
Base 2 Executive Inner Drawers\*



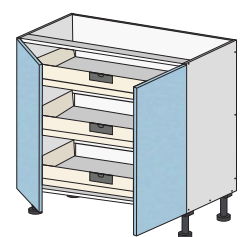
Base Pair 1 Executive Inner Drawer



Base Pair 2 Executive Inner Drawers



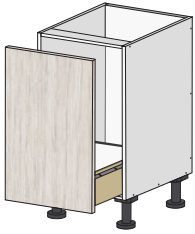
Base 3 Executive Inner Drawers\*



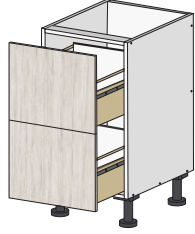
Base Pair 3 Executive Inner Drawers

\*Available in left or right opening door configurations.

## DRAWER BASE UNITS



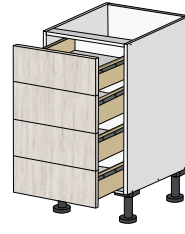
Base Drawers 1



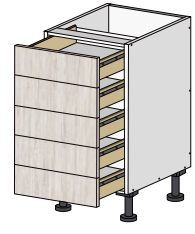
Base Drawers 2



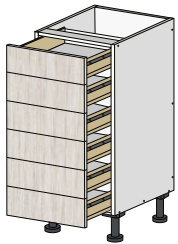
Base Drawers 3



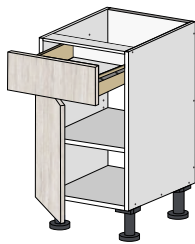
Base Drawers 4



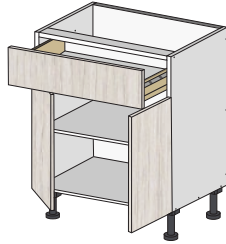
Base Drawers 5



Base Drawers 6



Base Door Drawer\*

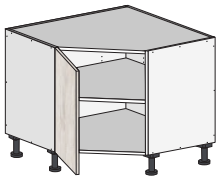


Base Pair Doors Drawer

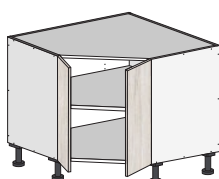


VauthSagel Oil Tray  
Pull Out

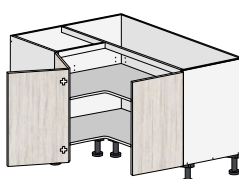
## CORNER BASE UNITS



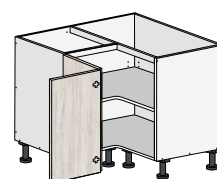
Base Corner\*



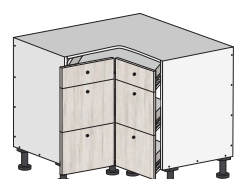
Base Corner Pair



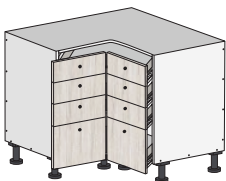
Base L Shape 3 Door\*



Base L Shape\*



Base Ls 3 Drawers



Base Ls 4 Drawer



Base Return Door\*

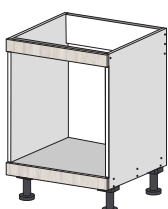


Base Return Pair Doors

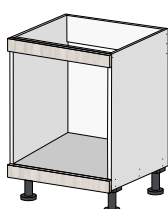


Base Wari Corner\*

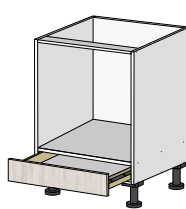
## UNDER BENCH OVEN UNITS



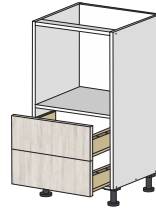
Base Oven



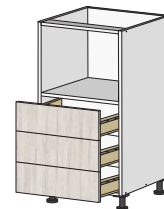
Base 600x600  
Oven



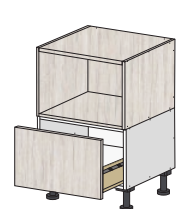
Base 600x600  
Oven Drawer



Base Oven  
2 Drawer



Base Oven  
3 Drawer




Base Microwave  
Drawer

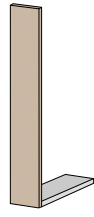
# UPPER CABINETS

We offer a range of upper cabinets to ensure your client's storage needs are covered.


## APPLIED PANELS / FILLERS



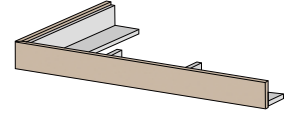
Upper Applied Panel



Upper Filler

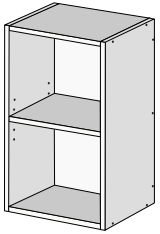


Upper Filler Vermin Parts

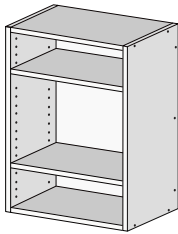


Bulkhead

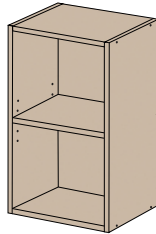
## OPEN UPPER UNITS



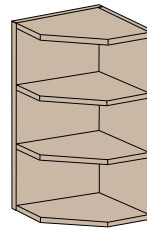
Open Upper Carcase



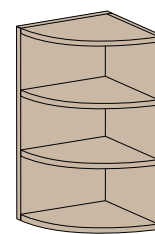
Carcase Upper System 32



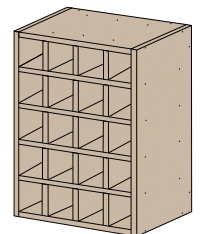
Open Upper



Open Upper Clip^

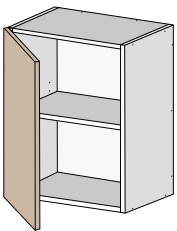


Open Upper Radius^

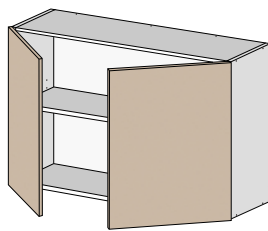


Upper Winerack

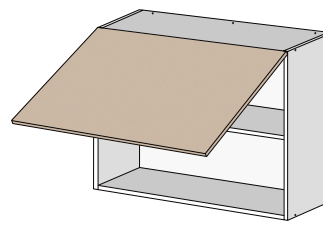
## DOOR UPPER UNITS



Upper\*

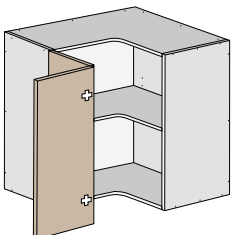


Upper Pair

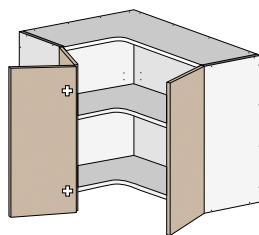


Upper Top Hang

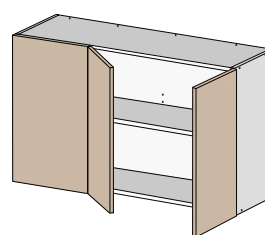
## CORNER UPPER UNITS



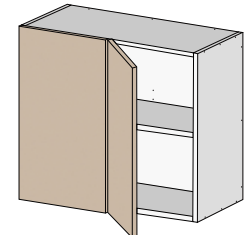
Upper L Shape\*



Upper L Shape 3 Door\*



Upper Return Pair Door\*



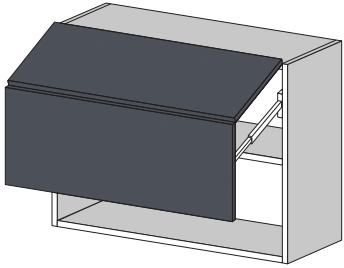
Upper Return Door\*

\*Available in left or right opening door configurations.

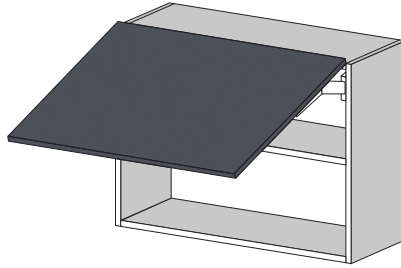
^Available in left or right configurations.



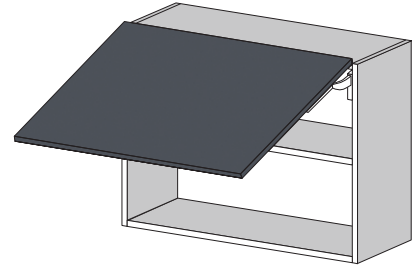
## AVENTOS SYSTEM UNITS



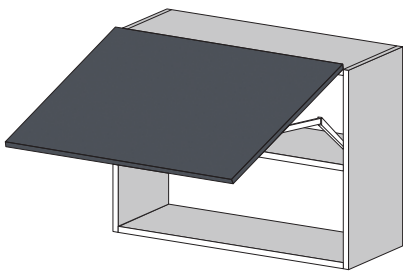
Aventos HF



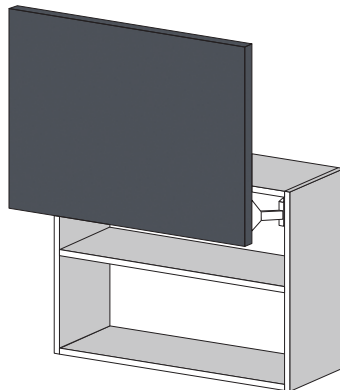
Aventos HK



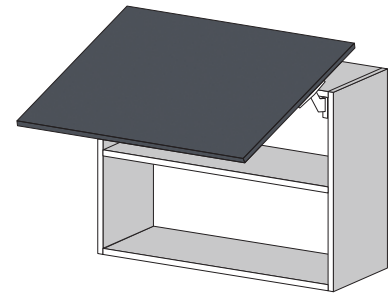
Aventos HKS



Aventos HKSX

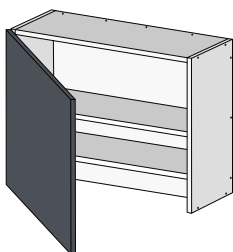


Aventos HL

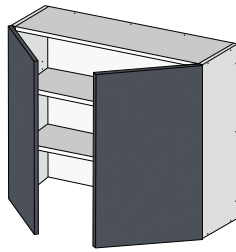


Aventos HS

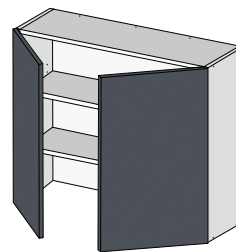
## RANGEHOOD UNITS



Upper Rangehood  
Full Vented\*



Upper Rangehood Full  
Vented Pair of Doors




Upper Rangehood  
Recirculating

# TALL CABINETS

Increase the amount of storage within your client's home or office with our tall cabinets range.


## APPLIED PANELS / FILLERS



Tall Applied Panel

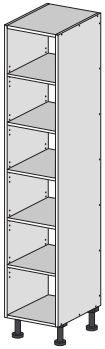


Tall Filler

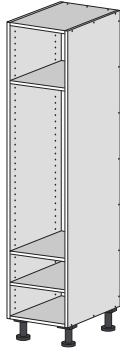


Tall Filler Vermin Parts

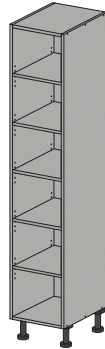
## OPEN TALL UNITS



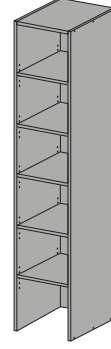
Tall Open Carcase



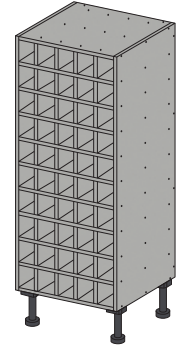
Tall Open Carcase System 32



Tall Open

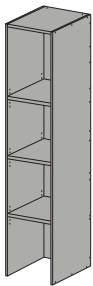


Tall Open No Bottom

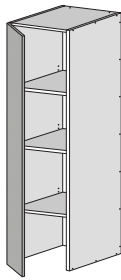


Tall Winerack

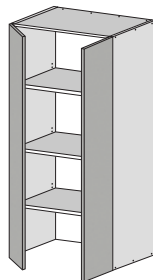
## APPLIANCE UNITS



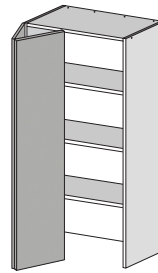
Appliance Open



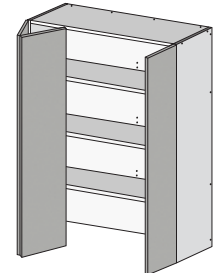
Appliance\*



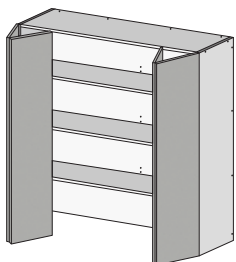
Appliance Pair\*



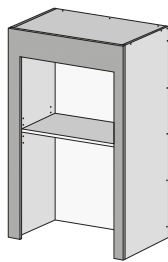
Appliance Bifold\*



Appliance Bifold & Door\*



Appliance Bifold Pair



Appliance Roll Up Door

\*Available in left or right opening door configurations.

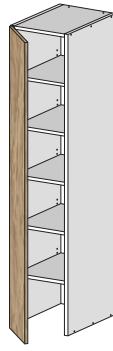
## DOORTALL UNITS



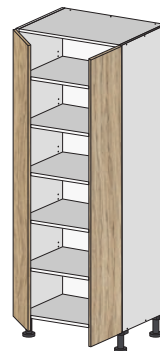
Tall Pull Out



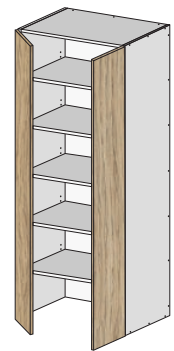
Tall\*



Tall No Bottom\*



Tall Pair



Tall Pair No Bottom

## CORNER TALL UNITS



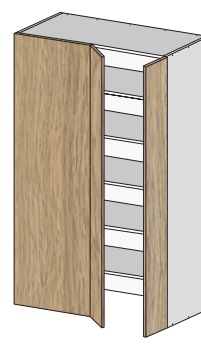
Tall Return\*



Tall Return No Bottom\*

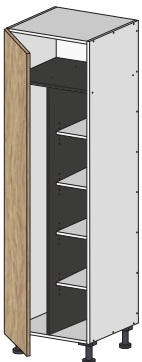


Tall Return Pair\*

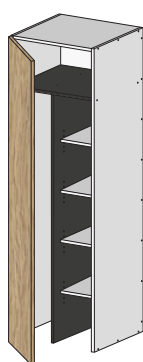


Tall Return Pair  
No Bottom\*

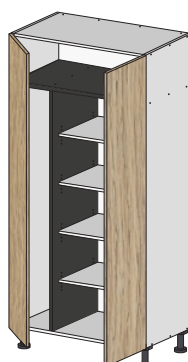
## BROOM UNITS



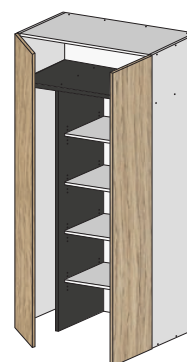
Broom\*



Broom No Bottom\*



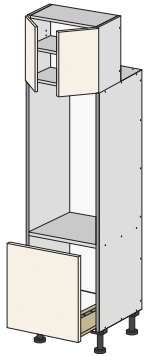
Broom Pair



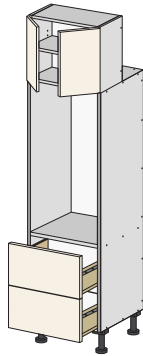
Broom Pair No Bottom

# TALL CABINETS

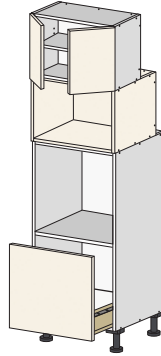
## WALL OVEN UNITS



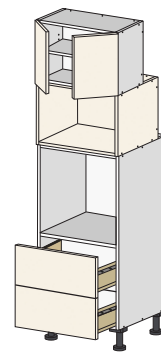
Wall Oven 1  
Drawer



Wall Oven 2  
Drawer

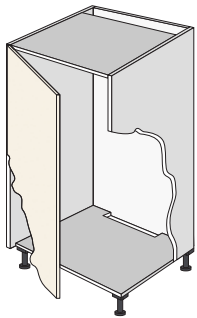


Wall Oven Micro  
1 Drawer

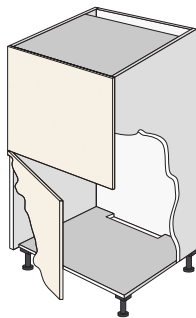


Wall Oven Micro  
2 Drawer

## FRIDGE UNITS

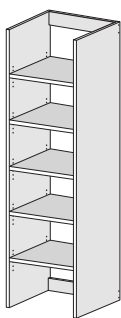


Generic Fridge\*

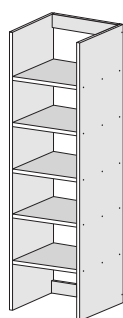


Generic Fridge Split Door\*

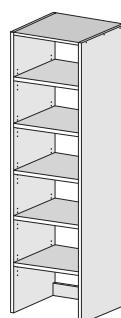
## ROBE UNITS



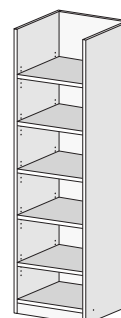
Robe Adjustable  
Shelves



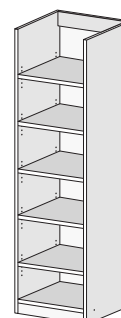
Robe Fixed Shelves



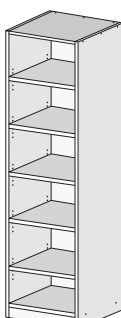
Robe Shelves  
and Top



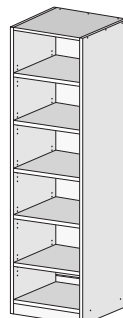
Robe Shelves Plus  
Back and Bottom



Robe Shelves  
Plus Bottom

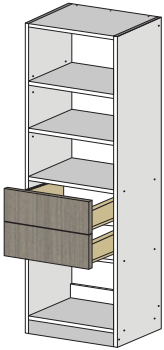


Robe Shelves Plus  
Back, Top and Bottom

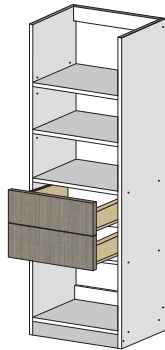


Robe Shelves Plus  
Top and Bottom

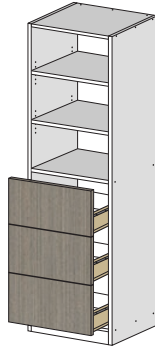
## ROBE DRAWER UNITS



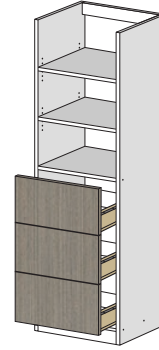
Robe 2 Drawers and Shelves and Top



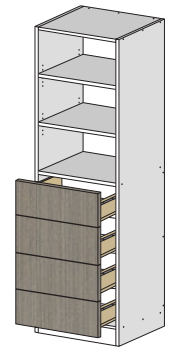
Robe 2 Drawers and Shelves and No Top



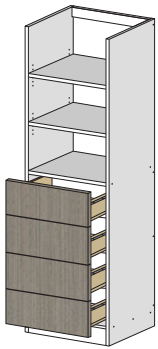
Robe 3 Drawers and Shelves and Top



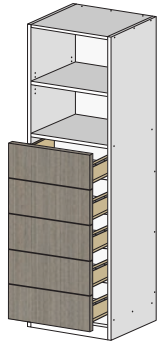
Robe 3 Drawers and Shelves No Top



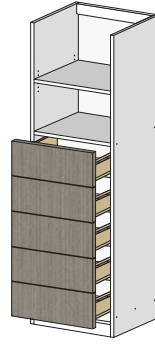
Robe 4 Drawers and Shelves and Top



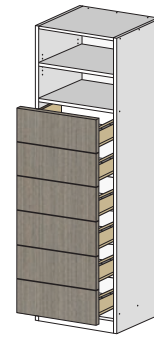
Robe 4 Drawers and Shelves No Top



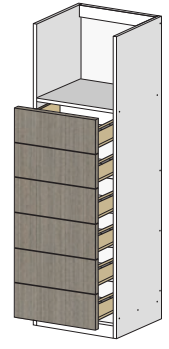
Robe 5 Drawers and Shelves and Top



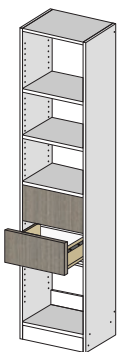
Robe 5 Drawers and Shelves No Top



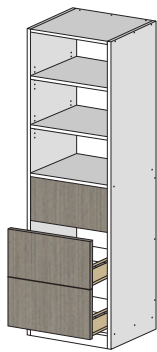
Robe 6 Drawers and Shelves and Top



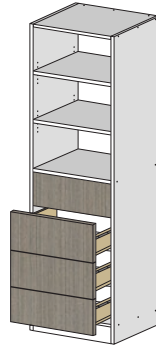
Robe 6 Drawers and Shelves No Top



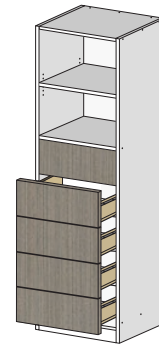
Robe 2 Inset Drawers Back Shelves and Top



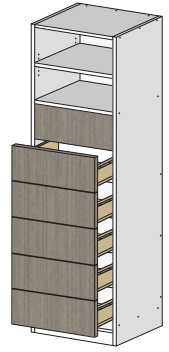
Robe 3 Inset Drawers Back Shelves and Top



Robe 4 Inset Drawers Back Shelves and Top



Robe 5 Inset Drawers Back Shelves and Top



Robe 6 Inset Drawers Back Shelves and Top

# PANTRY CABINETS

We offer a range of Pantry Cabinets to suit any kitchen shape or size.

## APPLIED PANELS / FILLERS



Tall Applied Panel

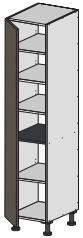


Tall Filler

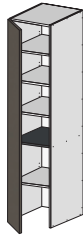


Tall Filler Vermin Parts

## DOOR PANTRY UNITS#



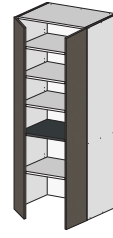
Pantry 3



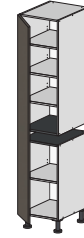
Pantry No Bottom\*



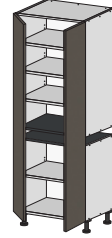
Pantry Pair



Pantry Pair No Bottom



Pantry 2 Part



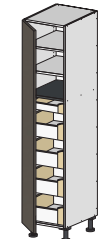
Pantry 2 Part Pair



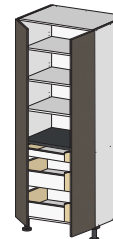
Pantry 3 Standard Inner Drawers\*



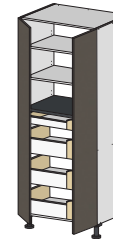
Pantry Left 4 Standard Inner Drawers\*



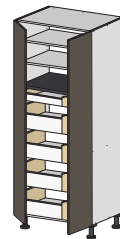
Pantry Left 5 Standard Inner Drawers\*



Pantry Pair 3 Standard Inner Drawers



Pantry Pair 4 Standard Inner Drawers



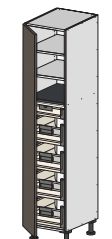
Pantry Pair 5 Standard Inner Drawers



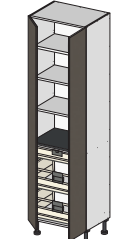
Pantry 3 Executive Inner Drawers\*



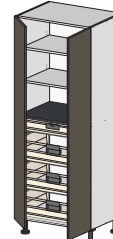
Pantry 4 Executive Inner Drawers\*



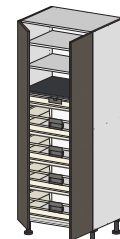
Pantry 5 Executive Inner Drawers\*



Pantry Pair 3 Executive Inner Drawers



Pantry Pair 4 Executive Inner Drawers



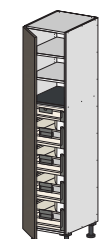
Pantry Pair 5 Executive Inner Drawers



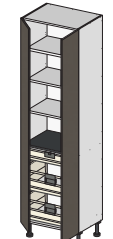
Pantry 3 Premium Inner Drawers\*



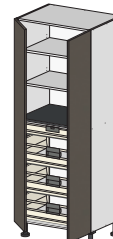
Pantry 4 Premium Inner Drawers\*



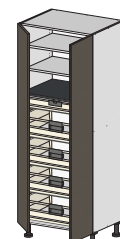
Pantry 5 Premium Inner Drawers\*



Pantry Pair 3 Premium Inner Drawers



Pantry Pair 4 Premium Inner Drawers

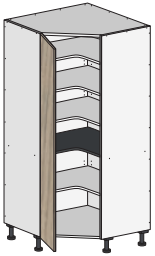


Pantry Pair 5 Premium Inner Drawers

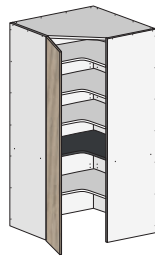
\*Available in left or right opening door configurations.

#Note: Black Shelves indicate the presence of a fixed shelf.

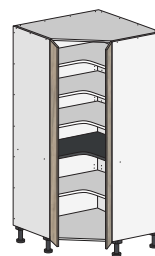
**CORNER PANTRY UNITS#**



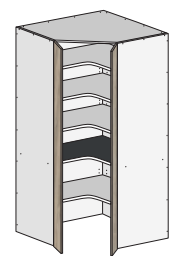
Pantry Corner\*



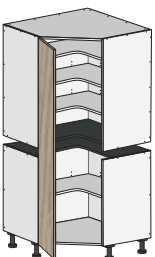
Pantry Corner No Bottom\*



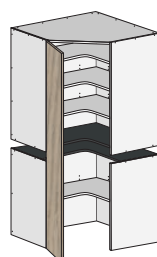
Pantry Corner Pair



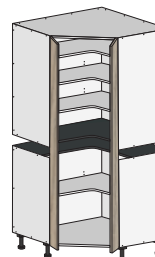
Pantry Corner Pair No Bottom



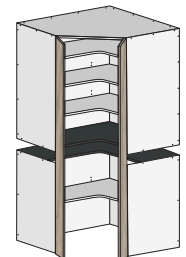
Pantry Corner 2 Part\*



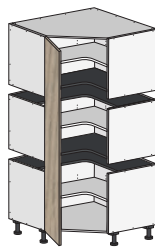
Pantry Corner 2 Part No Bottom\*



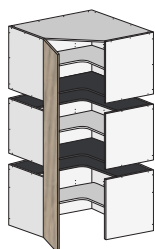
Pantry Corner 2 Part



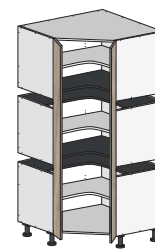
Pantry Corner 2 Part No Bottom



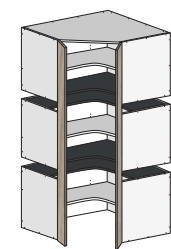
Pantry Corner 3 Part\*



Pantry Corner 3 Part No Bottom\*



Pantry Corner 3 Part Pair



Pantry Corner 3 Part Pair No Bottom\*



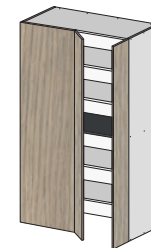
Pantry Return\*



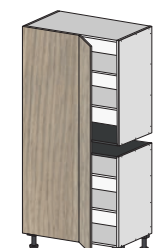
Pantry Return No Bottom\*



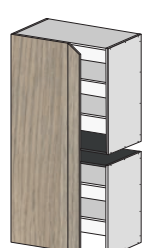
Pantry Pair Return\*



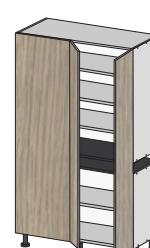
Pantry Pair Return No Bottom\*



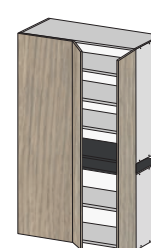
Pantry 2 Part Return\*



Pantry 2 Part Return No Bottom\*



Pantry 2 Part Return Pair



Pantry 2 Part Return Pair No Bottom\*

\*Available in left or right opening door configurations.

#Note: Black Shelves indicate the presence of a fixed shelf.

# BIN UNITS

Tough pull-out bin systems in a variety of sizes, with or without utility drawer. Includes carcass.



Base Bin WBPB4560  
with Inner Drawer



Base Bin WBPB4564



Base Bin WBPB5040  
with Inner Drawer



Base Bin WBPB5064



Base Bin WBPB6060  
with Inner Drawer



Base Bin WBPB6084

# INNER DRAWER OPTIONS



## STANDARD INNER DRAWERS

The base cabinets with inner drawers come with two drawer finish options. The budget option goStandard consists of METABOX inner drawers. You can use this tried and tested box system for many different applications in kitchens, hallways, bathrooms and offices – and it's even suitable for workshops. Robust materials and careful workmanship produce high stability – up to a maximum dynamic carrying capacity of 30kg.



## EXECUTIVE INNER DRAWERS

The second option available for selection is the goExecutive Inner drawers. Comprising the Blum TANDEMBOX Antaro inner drawer system; it is stylish, durable and smooth.








## CABINETS & BOARD

Aussie Cut is a customised self install cabinet solution for kitchens, bathrooms, wardrobes, laundries, office spaces and even garages. Our online ordering system allows the home handy person the opportunity to plan, design, order and build their own project.

Aussie Cut will save you \$1000s in labour which means you can allocate more of your budget to getting a premium kitchen – or save the money and put it in your pocket for a rainy day. The DIY component is key with our flat pack engineered system, ideal for the home handy person, if your willing to have a go then Aussie Cut is for you.



1. DESIGN




2. ORDER



3. DELIVERY



4. ASSEMBLE



[aussiecut.com.au](http://aussiecut.com.au)

